

Headset (B01R / B01HR)

USERS GUIDE

Bb TALKIN'
www.bbtalkin.com



Quick-drying
Mic



Stronger
water-proof



Wind-proof

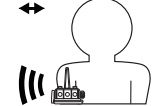
Surf hat headset(B01HR)



Sports headset(B01R)

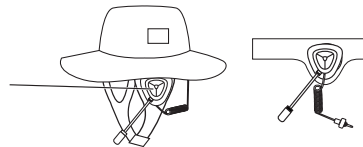


WARNING: Mount arm = communication range will be 30-40% lower. We suggest to mount on the head.

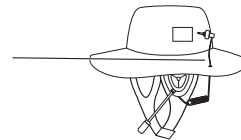


How to use ?


- Stick headset on the surf hat / head band left side.



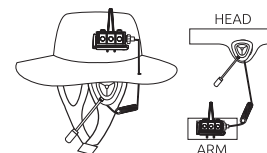
- Through the 3.5mm cable over the hole of hat.



- Put on the goggle mount.



- Mount on BBT and plug in 3.5mm water-proof audio cable, screw down the waterproof cap securely.

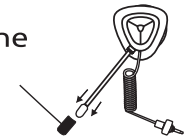


How to maintain ?

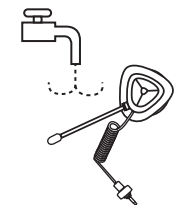
1. Take off the velcro tape of the microphone.



2. Take off the sponge of the microphone.



3. Use fresh water to wash all of headset especially microphone and speaker.
*Do not use high pressure spray!



*Please put in the ventilated place for drying.

WARNING ! After used the headset in the saltwater, must use fresh water to clean up all the headset !