



Quick-drying
Mic



Stronger
water-proof



Wind-proof

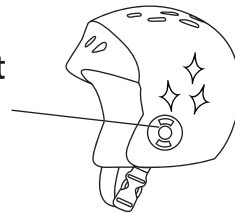
MONO Helmet Pad headset for GATH



*Mount BBT on the left side of helmet.

How to use ?

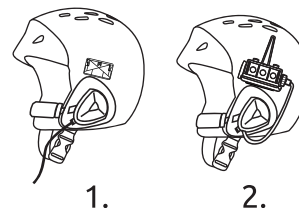
- Use alcohol prep to clean up the helmet ,then take out the audio vents .



- Attach the B02G on the helmet.

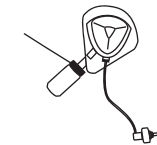


- Attach BBT plastic mount just above earpad and plug in 3.5mm waterproof cap securely.

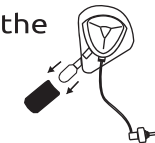


How to maintain ?

- 1.Take off the velcro tape of the microphone.

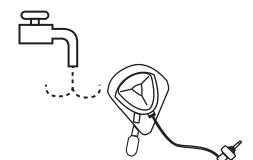


- 2.Take off the sponge of the microphone.



WARNING!: Take off the sponge and let it dry in the ventilated place after EVERY USE to avoid microphone damaged.

- 3.Use fresh water to wash all of headset especially microphone and speaker.
*Do not use high pressure spray!



*Please put in the ventilated place for drying.

WARNING ! After used the headset in the saltwater, must use fresh water to clean up all the headset !