

Speaker repair

Speaker parts

B01R / B01HR/B01CR/B02G
(Step 1~5)

B02R / B03R (Step 2~4)

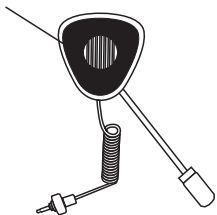


Scan QR code
to watch video

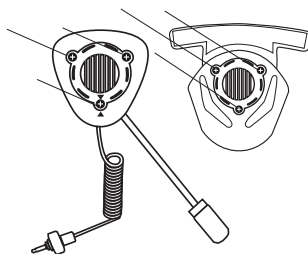


Speaker x1
Screw x 3
Plastic slice x1
Stainless hook x1

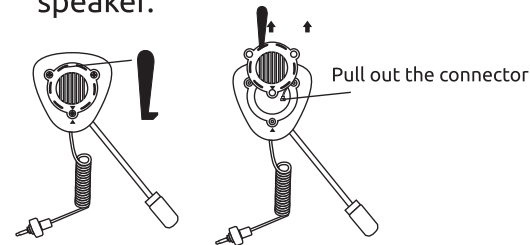
1.Remove the velcro tape.



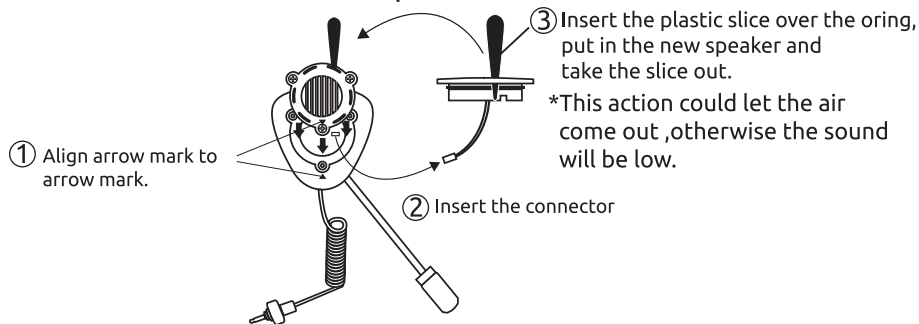
2.Take out the screws.



3.Use stainless hook to take out
speaker.



4.Put in and screw the new speaker.



5.Stick on velcro tape.

